



Specifications

Subseries	CA8	BA8	SV8	ST8
Model	CA820 CA820M (GSM) CA820W (WIFI)	BA825 BA825M (GSM) BA825W (WIFI)	SV825M (GSM) SV825W (WIFI)	ST830 ST830M (GSM) ST830W (WIFI)
Treatment Modes	CPAP APAP	CPAP BPAP-S Auto BPAP-S	CPAP ASV Auto ASV	CPAP BPAP-S BPAP-T BPAP-ST
Pressure	4-20cmH ₂ O	2-25cmH ₂ O	4-25cmH ₂ O	2-30cmH ₂ O
iVOPS		—		Support
Target Tidal Volume		—		200-1500ml
Ramp	4-45min			
Respiratory Rate	5-40bpm			
Noise Level	27±2dB			
Humidifier	Double short-circuit protection, 5 levels adjustable			
Heated Tubing Temperature	Adjustable temperature			
Data Management	2 years of sleep data, the latest 14 days of detailed data for clinical/medical research			
Real-time Monitoring	IPAP, EPAP, VT, LK, MV, RR, SpO ₂ , PR			
Respiratory Event Detection	Apnea Hypopnea, Flow Limitation, SNORE, LEAK, Central Sleep Apnea, Cheyne Stokes Respiration, BLOT Respiration			
Air Leakage Compensation	Adaptive leakage dynamic calibration technique			
Indication	<ul style="list-style-type: none"> • Snoring • Obstructive Sleep Apnea • Obesity and Hypoventilation 		<ul style="list-style-type: none"> • Central Sleep Apnea • Mixed Sleep Apnea 	<ul style="list-style-type: none"> • Pulmonary Insufficiency • Chronic Obstructive Pulmonary Disease • Carbon Dioxide Retention

(Hypnus PAP device with GSM/WIFI can connect wireless pulse oximeter via bluetooth.)



Hypnus Website



Innovation for affordable
high performance sleep & respiration care.

Guangzhou Hypnus Healthcare Co., Ltd.

ADD : 2F, No.3 Tianfeng Road, Science City,
Development District, Guangzhou, China
TEL : +86 20 66343182
Email : export@ihypnus.com
http://www.ihypnus.com

Available in Australia from;



www.cpapsales.com.au

HYPNUS PAP Device

Focus on Accuracy and Efficiency



Born with

- Eight-year of dedication to non-invasive ventilation
- Forty-year of solid experience in respiratory therapy and airway management
- Spirit of independent innovation and persuing perfection

Hypnus 8 series

- Once more, present a different Made-in-China to the whole world!
- Once more, bring the accuracy and efficiency of treatment to a new level!



A Member of Vincent Medical Holdings
(Stock code: 1612.HK)



Full face mask HP-F10

Applicable for patients who breathe through mouth and have COPD.



Nasal mask HP-N10

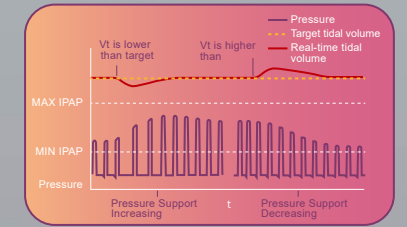
Applicable for patients with Sleep-related breathing disorders.



Upgraded Treatment Efficacy with New Modes

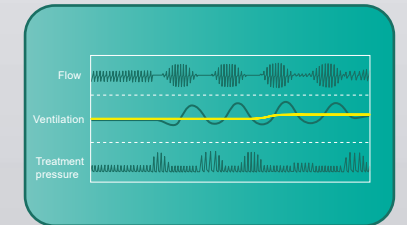
iVOPS - intelligent Volume-Oriented Pressure Support

According to preset target tidal volume, iVOPS automatically adjusts the pressure support to improve gas exchange and reduce CO₂ level of hypercapnia patient. It provides an effective ventilation treatment for patients with pulmonary insufficiency and brings them a more comfortable treatment experience.



ASV - Adaptive Servo Ventilation

ASV learns and predicts patient's respiratory pattern to help stabilize respiration rapidly, ensure the minimum work of breathing (WOB), and avoid volutrauma. It is suitable for patients with central sleep apnea and/or mixed sleep apnea.



Professional Display of Therapy Data

Real-time waveform, along with treatment data such as inhale pressure (IPAP), exhale pressure (EPAP), tidal volume (Vt), air leakage (LK), minute ventilation (MV) and respiratory rate (RR), etc. are available. The pulse oximeter can be connected to Hypnus PAP device wirelessly to show real-time oxyhemoglobin saturation (SpO₂) and pulse rate (PR) on ventilator screen. A comprehensive and professional therapy report can be generated.



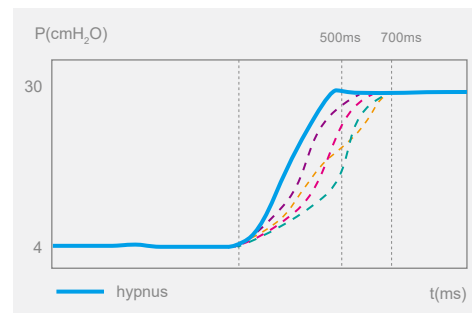
Real-time waveform



i-cloud data display

Remarkable Pressure Regulation Speed

Even to increase the pressure from minimum (4cmH₂O) to maximum (30cmH₂O), it only takes less than 500 milliseconds. This is a particularly important guarantee for patients with high respiratory rate to get their prescribed pressure and tidal volume during treatment.



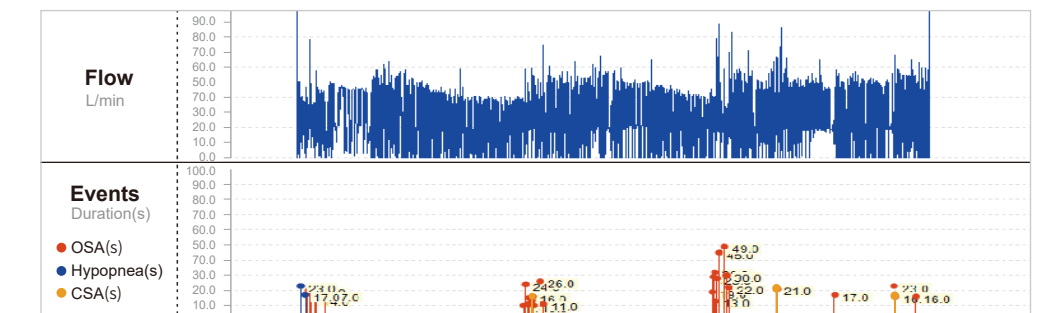
Response speed comparison



Response speed

Accurate Detection of Respiratory Events

Advanced respiratory events as Cheyne-Stokes respiration(CSR) and central sleep apnea (CSA) can be detected precisely, thus effectively avoid lung injury caused by misadjustment of pressure. Moreover, the highly intelligent leakage compensation technology guarantees the accuracy of event detection, even in the case of excessive air leakage.



Respiratory event report